



Meeting Agenda

Date & Time: 4/6/2026 | 12:00 PM

Location: SLDMWA Boardroom

Notice of Finance & Administration Committee Regular Meeting / Joint Finance & Administration Committee Regular Meeting-Special Board Workshop

842 6th Street, Los Banos
(List of Member/Alternate Telephonic Locations Attached)

Public Participation Information

Join Zoom Webinar -

<https://us02web.zoom.us/j/85138956202?pwd=TZptOLPRqbKdkSL0Kb4zRupJh7i06a.1>

NOTE: Any member of the public may address the Finance & Administration Committee/Board concerning any item on the agenda before or during consideration of that item.

Because the notice provides for a special meeting of the Finance & Administration Committee (“FAC”) and a joint special FAC Meeting/Special Board workshop, Board Directors/Alternates may discuss items listed on the agenda; however, only FAC Members/Alternates may correct or add to the agenda or vote on action items.

NOTE FURTHER: Meeting materials have been made available to the public on the San Luis & Delta-Mendota Water Authority’s website, <https://www.sldmwa.org>, and at the Los Banos Administrative Office, 842 6th Street, Los Banos, CA 93635.

Agenda

Item	Topic	Lead
------	-------	------

- | | | |
|----|--|--|
| 1. | Call to Order/Roll Call | |
| 2. | Finance & Administration Committee to Consider Additions or Corrections to the Agenda for the Finance & Administration Committee Meeting only, as Authorized by Government Code Section 54950 <i>et seq.</i> | |
| 3. | Opportunity for Public Comment – Any member of the public may address the Finance & Administration Committee/Board concerning any matter not on the agenda, but within the Committee or Board’s jurisdiction. Public comment is limited to no more than three minutes per person. For good cause, the Chair of the Finance & Administration Committee may waive this limitation. | |

ACTION ITEMS

- | | | |
|----|--|--|
| 4. | Approval March 2, 2026 Meeting Minutes | |
|----|--|--|

REPORT ITEMS

- | | | |
|------------|---|----------------------|
| 5. | Status Update Regarding the DMC Subsidence Correction Project | Barajas,
Arroyave |
| 6. | FY26 Activity Agreements Budget to Actual Report through 2/28/26 | Tarka |
| 7. | FY26 O&M Budget to Actual Report through 2/28/26 | Tarka |
| 8. | Contract/Procurement Activity Reports | Tarka |
| 9. | Accounting Updates | Tarka |
| 10. | Executive Director's Report
(May include reports on activities within the Finance & Administration Committee's jurisdiction re: 1) CVP/SWP water operations; 2) California infrastructure projects; 3) regulation of the CVP/SWP; 4) existing or possible new State and Federal policies; 5) Water Authority activities) | Barajas |
| 11. | Committee Member Reports | |
| 12. | Reports Pursuant to Government Code Section 54954.2(a)(3) | |
| 13. | ADJOURNMENT | |

Persons with a disability may request disability-related modification or accommodation by contacting Cheri Worthy or Sandi Ginda at the San Luis & Delta-Mendota Water Authority Office, 842 6th Street, P.O. Box 2157, Los Banos, California, via telephone at (209) 826-9696, or via email at cheri.worthy@sldmwa.org. Requests should be made as far in advance as possible before the meeting date, preferably 3 days in advance of regular meetings or 1 day in advance of special meetings/workshops.

This agenda has been prepared as required by the applicable laws of the State of California, including but not limited to, Government Code Section 54950 et seq. and has not been prepared with a view to informing an investment decision in any of the Authority's bonds, notes, or other obligations. Any projections, plans or other forward-looking statements included in the information in this agenda are subject to a variety of uncertainties that could cause any actual plans or results to differ materially from any such statement. The information herein is not intended to be used by investors or potential investors in considering the purchase or sale of the Authority's bonds, notes or other obligations and investors and potential investors should rely only on information filed by the Authority on the Municipal Securities Rulemaking Board's Electronic Municipal Market Access System for municipal securities disclosures, maintained on the World Wide Web at <https://emma.msrb.org/>.

SLDMWA FINANCE & ADMINISTRATION COMMITTEE REGULAR MEETING TELEPHONIC LOCATIONS

April 6, 2026

15671 W. Oakland Ave
Five Points, CA 93624



Meeting Minutes

Date & Time: 3/2/2026 | 12:00 PM

Location: SLDMWA Boardroom
842 6th Street, Los Banos

San Luis & Delta-Mendota Water Authority Finance and Administration Committee Regular Meeting and Joint Finance and Administration Committee Regular Meeting – Special Board of Directors Workshop

Attendance

Committee Members Present

Ex-Officio: Absent
 Division 1: Anthea Hansen, Chair/Member
 Division 2: Stephen Farmer, Alternate
 Division 3: Jarrett Martin, Alternate
 Division 4: Brett Miller, Member
 Vince Gin, Alternate (ZOOM)
 Division 5: Manny Amorelli, Alternate
 FWA: Wilson Orvis, Member

FWA Representative: Wilson Orvis, Alternate

Authority Representatives Present

Federico Barajas, Executive Director
 Pablo Arroyave, Chief Operating Officer
 Scott Petersen, Water Policy Director
 Rebecca Akroyd, General Counsel
 Rebecca Harms, Deputy General Counsel
 Ray Tarka, Director of Finance
 Lauren Viers, Accounting Manager
 Eddie Reyes, Information Systems Technician

Board of Directors Present

Division 1: Anthea Hansen, Director
 Division 2: None
 Division 3: Jarrett Martin, Director
 Division 4: Brett Miller, Alternate
 Division 5: Manny Amorelli, Director

Others Present

Lea Emmons, City of Tracy (ZOOM)

Agenda

Item	Topic	Lead
1.	Call to Order/Roll Call — The meeting was called to order by Committee Chair Anthea Hansen at approximately 12:00 p.m. and roll was called.	
2.	Additions or Corrections to the Agenda of Items, as authorized by Government Code Section 54950 et seq. — No additions or corrections.	
3.	Opportunity for Public Comment — No public comment.	
4.	Finance and Administration Committee to Consider Approval of the February 2, 2026 Meeting Minutes — M/S - On a motion made by Member Wilson Orvis, seconded by Alternate Stephen Farmer, the Committee approved the February 2, 2026 meeting minutes with minor edits. Roll Call Vote: Ayes – Hansen, Farmer, Jarrett Martin, Miller, Amorelli, Orvis; Nays – 0; Abstentions – 0.	
5.	FY26 Activity Agreements Budget to Actual Report through 1/31/26 — Director of Finance Raymond Tarka presented the Budget to Actual Report	

through January 31, 2026 for the Activity Agreement funds. Tarka stated for the eleven-month period, the budget was trending positive overall with actual spending ending January 31, 2026 at \$6,560,101 or 48.85% of the approved budget.

6. **FY26 O&M Budget to Actual Report through 1/31/2026** — Director of Finance Raymond Tarka reported that for WY25, the self-funded routine O&M expenses through January 31, 2026 are under budget by \$973,016 or 4.7%, mainly due to the timing of expenditures for O&M expenses in most cost pools. Intertie conveyance costs continue to trend over budget. The fiscal year 2024 and 2025 audits are underway and will be completed as soon as possible.
7. **Contract/Procurement Activity Report** — Director of Finance Raymond Tarka presented the Contract/Procurement Activity Report included in the packet for the period of February 1, 2026 through February 28, 2026. On February 5th, a construction contract was issued with Hartman Walsh Painting Company for the JPP recoating project. The contract amount is \$1,037,350 and is funded by the EO&M budget. On February 9th, a construction contract was issued with Kiewit Infrastructure for Phase 1 of the DMC subsidence correction project. The contract amount is \$200,000 and is funded by the CIP budget. On February 10th, a construction contract was issued to Unico Mechanical for the JPP unit five impeller balancing. The contract amount is \$149,500 and is funded by the EO&M budget.
8. **Accounting Updates** — Director of Finance Raymond Tarka provided Accounting Department updates to the committee.
 - a. **Trainings/Certifications:** Accounting Manager Lauren Viers is now certified in grant management.
 - b. **NetSuite/Reporting:** Accounting staff have been working with a consultant in order to get monthly reports generated out of NetSuite.
 - c. **Excise Tax:** Staff have been working internally along with members of the committee to verify the Authority is exempt from excise tax on purchases. It has now been confirmed the Authority qualifies for exemption as a local government agency.
 - d. **Membership Assessments:** FY2027 1st installments of membership assessments will be going out by the end of the week.
 - e. **Audit:** Currently, the FY2024 audit is anticipated to be presented at the April meeting.
9. **Executive Director's Report**
 - a. **SLU Joint Use Facilities:** Executive Director Federico Barajas reported that there has been an initial meeting between BOR and DWR regarding cost shares in attempt to reach alignment regarding expectations. There is interest in establishing an annual meeting going forward. DWR is going to share more information with BOR and CVP Contractors regarding forecasting over the next

3 years. There will be a meeting in April with hopes of a premeeting among CVP contractors and BOR.

- b. **CVPIA Completion:** Executive Director Federico Barajas reported that there is interest from the administration in evaluating CVPIA completion. Reclamation is seeking input from the CVP contractors.

- 10. **Committee Member Reports** — No reports.
- 11. **Reports Pursuant to Government Code Section 54954.2(a)(3)** — None.
- 12. **Adjournment** — The meeting was adjourned at approximately 12:31 p.m.

San Luis & Delta-Mendota Water Authority

Activity Agreements Budget to Actual

Paid/Pending Comparison Summary

March 1, 2025 through February 28, 2026

FAC 4/6/26 & BOD 4/9/26

	FY Budget 3/1/25 - 2/28/26	Actual To Date Paid/Expense	% of Budget	Amount Remaining
03 General Membership	1,253,323	1,112,058	88.73%	141,265
05 Leg/CVP Operations	3,789,242	2,423,849	63.97%	1,365,393
35 Contract Renewal Coordinator	200	1,858	929.03%	(1,658)
28 Yuba County Water Transfers	23,000	30,362	132.01%	(7,362)
22 Grassland Basin Drainage #3A	1,793,749	1,156,631	64.48%	637,118
63 SGMA - Coordinated	1,320,895	731,453	55.38%	589,442
64 SGMA - Northern Delta-Mendota Region	451,451	206,159	45.67%	245,292
65 SGMA - Central Delta-Mendota Region	451,451	208,688	46.23%	242,763
67 Integrated Regional Water Management	110,977	17,768	16.01%	93,209
68 Los Vaqueros Reservoir Expansion Project	1,700	272	16.02%	1,428
44 Exchange Contractors - 5 Year Transfer	20,000	44,526	222.63%	(24,526)
56 Long-Term North to South Water Transfer	40,832	2,880	7.05%	37,952
57 North to South Water Transfer Program	88,448	51,969	58.76%	36,479
69 B.F. Sisk Dam Raise & Reservoir Exp	4,084,755	1,731,838	42.40%	2,352,917
16 DHCCP	166	103	61.90%	63
TOTAL	13,430,189	7,720,414	57.49%	5,709,775
	12/12 X 13,430,189	\$ 13,430,189	100.00%	
	Budget vs. Actual	<u>5,709,775</u>		

SAN LUIS & DELTA-MENDOTA WATER AUTHORITY
ACTUAL EXPENSE - PAID
ACTIVITY AGREEMENTS BUDGET TO ACTUAL
Report Period 3/1/25 - 2/28/26

FAC 4/6/26

03 05 35 28 22 63 64 65 67 68 44 56 57 69 16

Actual to Date Paid/Expense Detail by Fund

Direct Expenses

	Total	General Membership (03)	Leg Ops (05)	Contract Renewal Coordinator (35)	Yuba Co. Water Trans. (28) Sub Fund of Leg/Op#3	GBD Dr #3A (22)	SGMA Coordinateds (63)	SGMA Northern Delta-Mendota Region (64)	SGMA Central Delta-Mendota Region (65)	IRWM (67)	Los Vaqueros Reservoir Expansion Proj (68)	Exchange Contractor 5 Year Transfer (44)	Long-Term North to South Water Transfers (56)	North to South Water Transfers (57)	B.F.Sisk Dam Raise & Reservoir Expansion Proj (69)	DHCCP (16)
Legal:																
1 Linneman et al	\$ -															
2 Kronick Moskovitz et al	\$ 800,065		\$ 797,398	\$ 1,755	\$ 580								\$ (66)	\$ 398		
3 Kronick Moskovitz et al (annual costs)	\$ 3,262		\$ 3,262											\$ -		
4 Pioneer Law Group	\$ 52,475		\$ 19,890		\$ 147	\$ 392							\$ 196	\$ 31,850		
5 Baker Manock & Jensen	\$ 154,574						\$ 87,938	\$ 19,531	\$ 47,105	\$ -						
6 Cotchett, Pitre & McCarthy	\$ 200					\$ 200										
7 Kahn, Soares & Conway	\$ 4,676					\$ 4,676										
8 Stoel Rives	\$ -															
9 Misc. Legal Support	\$ 87,216					\$ 1,475									\$ 85,741	
10 Technical Legal Support	\$ 21,210		\$ 21,210													
11 Legal Contingency	\$ -		\$ -													
Sub Total	\$ 1,123,678	\$ -	\$ 841,759	\$ 1,755	\$ 727	\$ 6,743	\$ 87,938	\$ 19,531	\$ 47,105	\$ -	\$ -	\$ -	\$ 130	\$ 32,248	\$ 85,741	\$ -
Technical:																
12 Strategic Plan Update	\$ -															
13 Grant Program	\$ 40,000		\$ 40,000													
14 Science Program	\$ 106,685		\$ 106,685													
15 Previous Technical Project Commitment	\$ 81,273		\$ 81,273													
Sub Total	\$ 227,958	\$ -	\$ 227,958	\$ -	\$ -	\$ -	\$ -	\$ -	\$ -	\$ -	\$ -	\$ -	\$ -	\$ -	\$ -	\$ -
Legislative Advocacy/Public Information Representation:																
16 Federal Representation	\$ 330,000		\$ 330,000													
17 State Representation	\$ 247,000		\$ 247,000													
18 Public Information / Communication	\$ 211,411	\$ 211,411														
Sub Total	\$ 788,411	\$ 211,411	\$ 577,000	\$ -	\$ -	\$ -	\$ -	\$ -	\$ -	\$ -	\$ -	\$ -	\$ -	\$ -	\$ -	\$ -
Other Professional Services:																
19 SGMA Services	\$ 919,707						\$ 620,363	\$ 161,369	\$ 137,974							
20 Integrated Regional Water Management	\$ 16,296								\$ 16,296							
21 Mizuno Consulting	\$ 61,688			\$ 24,763							\$ 26,600	\$ -	\$ 10,325			
22 Previous Los Vaqueros Expansion Commitment*	\$ -															
23 Previous BF Sisk Dam Raise Commitment	\$ 1,000,000														\$ 1,000,000	
24 Additional BF Sisk Dam Raise Commitment***	\$ 592,155														\$ 592,155	
Sub Total	\$ 2,589,845	\$ -	\$ -	\$ -	\$ 24,763	\$ -	\$ 620,363	\$ 161,369	\$ 137,974	\$ 16,296	\$ -	\$ 26,600	\$ -	\$ 10,325	\$ 1,592,155	\$ -
Grassland Basin Drainage:																
25 GBD Specific	\$ 755,810					\$ 755,810										
26 New UA Mud Slough Mitigation	\$ -					\$ -										
27 Use of Drain	\$ -					\$ -										
28 Biological Monitoring	\$ 217,733					\$ 217,733										
29 Groundwater WDR Specific	\$ 172,303					\$ 172,303										
Sub Total	\$ 1,145,845	\$ -	\$ -	\$ -	\$ -	\$ 1,145,845	\$ -	\$ -	\$ -	\$ -	\$ -	\$ -	\$ -	\$ -	\$ -	\$ -
OTHER:																
30 Executive Director	\$ 449,431	\$ 358,798	\$ 90,633				\$ -	\$ -	\$ -							
31 Executive Secretary	\$ 63,231	\$ 31,616	\$ 31,616													
32 General Counsel	\$ 352,941	\$ 267,525	\$ 66,881			\$ 564	\$ 78	\$ -	\$ -	\$ 170	\$ 975	\$ -	\$ 1,395	\$ 15,353		
33 Water Policy Director	\$ 270,557		\$ 235,683				\$ 19,418	\$ 7,415	\$ 5,937	\$ 1,340				\$ 764		
34 Water Resources Program Manager	\$ -															
35 Special Programs Manager	\$ 185,642	\$ 26,336	\$ 150,945								\$ 1,251		\$ 7,110			
36 Deputy General Counsel	\$ 192,810	\$ 60,439	\$ 120,877	\$ 3,179	\$ 599						\$ 4,670	\$ 2,373	\$ 672			
37 In-House Staff	\$ 123,332	\$ 18,152	\$ 13,186	\$ 103	\$ 1,694	\$ 2,879	\$ 3,533	\$ 17,771	\$ 17,656	\$ 131	\$ 103	\$ 10,939	\$ 377	\$ 218	\$ 36,487	\$ 103
38 Law Policy Clerk	\$ 6,950		\$ 6,950													
39 Los Banos Administrative Office (LBAO)	\$ -															
40 Dissolved Oxygen Aerator	\$ 4,688		\$ 4,688			\$ -										
41 Other Services & Expenses	\$ 8,889	\$ 7,957	\$ 932				\$ -									
42 License & Continuing Education	\$ 460	\$ 153	\$ 306													
43 Organizational Membership	\$ 91,247	\$ 91,247														
44 Conferences & Training	\$ 15,525	\$ 9,206	\$ 6,319				\$ -	\$ -	\$ -							
45 Travel/Mileage	\$ 72,846	\$ 24,549	\$ 46,802				\$ 70	\$ 73	\$ 15	\$ -					\$ 1,337	
46 Group Meetings	\$ 3,303	\$ 2,611	\$ 550				\$ 52	\$ -	\$ -	\$ -	\$ 90				\$ -	
47 Telephone	\$ 2,824	\$ 2,059	\$ 764				\$ -	\$ -	\$ -						\$ -	
Sub Total	\$ 1,844,675	\$ 900,647	\$ 777,132	\$ 103	\$ 4,873	\$ 4,042	\$ 23,151	\$ 25,260	\$ 23,608	\$ 1,472	\$ 272	\$ 17,926	\$ 2,750	\$ 9,396	\$ 53,942	\$ 103
Total Expenditures	\$ 7,720,414	\$ 1,112,058	\$ 2,423,849	\$ 1,858	\$ 30,362	\$ 1,156,631	\$ 731,453	\$ 206,159	\$ 208,688	\$ 17,768	\$ 272	\$ 44,526	\$ 2,880	\$ 51,969	\$ 1,731,838	\$ 103

Subject to rounding

SAN LUIS & DELTA-MENDOTA WATER AUTHORITY
AMOUNT REMAINING
ACTIVITY AGREEMENTS BUDGET TO ACTUAL
Report Period 3/1/25 - 2/28/26
FAC 4/6/26

03 05 35 28 22 63 64 65 67 68 44 56 57 69 16

Amount Remaining Detail by Fund

	Total	General Membership (03)	Leg Ops (05)	Contract Renewal Coordinator (35)	Yuba Co. Water Trans. (28) Sub Fund of Leg/Op#3	GBD Dr #3A (22)	SGMA Coordinated (63)	SGMA Northern Delta-Mendota Region (64)	SGMA Central Delta-Mendota Region (65)	IRWM (67)	Los Vaqueros Reservoir Expansion Proj (68)	Exchange Contractor 5 Year Transfer (44)	Long-Term North to South Water Transfers (56)	North to South Water Transfers (57)	B.F. Sisk Dam Raise & Reservoir Expansion Proj (69)	DHCCP (16)
Direct Expenses																
Legal:																
1 Linneman et al	\$ -															
2 Kronick Moskovitz et al	\$ 122,435		\$ 82,602	\$ (1,755)	\$ 1,920								\$ 5,066	\$ 34,602		
3 Kronick Moskovitz et al (annual costs)	\$ 5,238		\$ 4,238										\$ 500	\$ 500		
4 Pioneer Law Group	\$ 145,025		\$ 105,110		\$ 2,353	\$ 19,608							\$ 4,804	\$ 13,150		
5 Baker Manock & Jensen	\$ (13,574)						\$ (17,938)	\$ 15,470	\$ (12,105)	\$ 1,000						
6 Cotchett, Pitre & McCarthy	\$ 29,800					\$ 29,800										
7 Kahn, Soares & Conway	\$ 5,324					\$ 5,324										
8 Steel Rives	\$ -															
9 Misc. Legal Support	\$ 54,214					\$ 8,525									\$ 45,689	
10 Technical Legal Support	\$ 78,790		\$ 78,790													
11 Legal Contingency	\$ 200,000		\$ 200,000													
Sub Total	\$ 627,252	\$ -	\$ 470,741	\$ (1,755)	\$ 4,273	\$ 63,257	\$ (17,938)	\$ 15,470	\$ (12,105)	\$ 1,000	\$ -	\$ -	\$ 10,370	\$ 48,252	\$ 45,689	\$ -
Technical:																
12 Strategic Plan Update	\$ -															
13 Grant Program	\$ 135,000		\$ 135,000													
14 Science Program	\$ 484,565		\$ 484,565													
15 Previous Technical Project Commitment	\$ 183,727		\$ 183,727													
Sub Total	\$ 803,292	\$ -	\$ 803,292	\$ -	\$ -	\$ -	\$ -	\$ -	\$ -	\$ -	\$ -	\$ -	\$ -	\$ -	\$ -	\$ -
Legislative Advocacy/Public Information Representation:																
16 Federal Representation	\$ 150,000		\$ 150,000													
17 State Representation	\$ 2,000		\$ 2,000													
18 Public Information / Communication	\$ 111,789		\$ 111,789													
Sub Total	\$ 263,789	\$ 111,789	\$ 152,000	\$ -	\$ -	\$ -	\$ -	\$ -	\$ -	\$ -	\$ -	\$ -	\$ -	\$ -	\$ -	\$ -
Other Professional Services:																
19 SGMA Services	\$ 1,022,494						\$ 595,782	\$ 201,659	\$ 225,054							
20 Integrated Regional Water Management	\$ 71,681								\$ 71,681							
21 Mizuno Consulting	\$ (12,938)				\$ (9,763)						\$ (11,600)	\$ 18,750	\$ (10,325)			
22 Previous Los Vaqueros Expansion Commitment*	\$ -															
23 Previous BF Sisk Dam Raise Commitment	\$ -															
24 Additional BF Sisk Dam Raise Commitment***	\$ 2,207,845														\$ 2,207,845	
Sub Total	\$ 3,289,083	\$ -	\$ -	\$ -	\$ (9,763)	\$ -	\$ 595,782	\$ 201,659	\$ 225,054	\$ 71,681	\$ -	\$ (11,600)	\$ 18,750	\$ (10,325)	\$ 2,207,845	\$ -
Grassland Basin Drainage:																
25 GBD Specific	\$ 163,728					\$ 163,728										
26 New UA Mud Slough Mitigation	\$ 50,000					\$ 50,000										
27 Use of Drain	\$ -															
28 Biological Monitoring	\$ 3,267					\$ 3,267										
29 Groundwater WDR Specific	\$ 316,408					\$ 316,408										
Sub Total	\$ 533,404	\$ -	\$ -	\$ -	\$ -	\$ 533,404	\$ -	\$ -	\$ -	\$ -	\$ -	\$ -	\$ -	\$ -	\$ -	\$ -
OTHER:																
30 Executive Director	\$ (95,748)	\$ (95,286)	\$ (2,212)				\$ 750	\$ 500	\$ 500							
31 Executive Secretary	\$ (5,009)	\$ 4,482	\$ (9,492)													
32 General Counsel	\$ (43,795)	\$ (124,215)	\$ (19,111)		\$ 34,436	\$ 922	\$ 1,500	\$ 1,500	\$ 1,000	\$ 1,330	\$ (975)	\$ 225	\$ (54)	\$ 59,647		
33 Water Policy Director	\$ (51,663)	\$ (91,789)	\$ (91,789)			\$ 582	\$ 12,585	\$ 14,063	\$ 13,660					\$ (764)		
34 Water Resources Program Manager	\$ -															
35 Special Programs Manager	\$ 50,966	\$ 91,968	\$ (32,641)								\$ (1,251)		\$ (7,110)			
36 Deputy General Counsel	\$ (2,086)	\$ (9,579)	\$ 6,272		\$ (3,179)	\$ (599)					\$ (4,670)	\$ 3,984	\$ 5,685			
37 In-House Staff	\$ 97,519	\$ 26,287	\$ 11,814	\$ 97	\$ 1,306	\$ 371	\$ (533)	\$ 9,152	\$ 9,267	\$ 2,369	\$ 97	\$ (5,939)	\$ 4,623	\$ 32	\$ 38,513	\$ 63
38 Law Policy Clerk	\$ 18,050	\$ 18,050	\$ 18,050													
39 Los Banos Administrative Office (LBAO)	\$ 50,000	\$ 50,000														
40 Dissolved Oxygen Aerator	\$ 7,813		\$ 1,563			\$ 6,250										
41 Other Services & Expenses	\$ 13,111	\$ 2,043	\$ 9,068			\$ 2,000										
42 License & Continuing Education	\$ 1,540	\$ 847	\$ 694													
43 Organizational Membership	\$ 23,353	\$ 23,353														
44 Conferences & Training	\$ 17,475	\$ 10,794	\$ 3,681				\$ 1,000	\$ 1,000	\$ 1,000							
45 Travel/Mileage	\$ 93,421	\$ 45,451	\$ 38,198				\$ 1,430	\$ 1,927	\$ 1,985	\$ 2,500					\$ 1,930	
46 Group Meetings	\$ 18,755	\$ 5,389	\$ 5,450				\$ 4,948	\$ 1,000	\$ 1,000	\$ 1,000		\$ (90)			\$ 58	
47 Telephone	\$ (744)	\$ (2,059)	\$ (184)				\$ 500	\$ 500	\$ 500							
Sub Total	\$ 192,958	\$ 29,476	\$ (60,640)	\$ 97	\$ (1,873)	\$ 40,458	\$ 11,599	\$ 28,163	\$ 29,815	\$ 20,528	\$ 1,428	\$ (12,926)	\$ 8,832	\$ (1,447)	\$ 99,383	\$ 63
Total Expenditures	\$ 5,709,776	\$ 141,265	\$ 1,365,393	\$ (1,658)	\$ (7,362)	\$ 637,118	\$ 589,442	\$ 245,292	\$ 242,763	\$ 93,209	\$ 1,428	\$ (24,526)	\$ 37,952	\$ 36,479	\$ 2,352,917	\$ 63

**SAN LUIS & DELTA-MENDOTA WATER AUTHORITY
SUMMARY ACTUAL EXPENSE - PAID/PENDING
ACTIVITY AGREEMENTS BUDGET TO ACTUAL
Report Period 3/1/25 - 2/28/26**

FAC 4/6/26

1 2 3 4 5

Direct Expenses		Budget	Actual to Date Paid/Expense	Variance Budget vs Actual Paid/Expense	12 months of Budget	Variance 12 months of Budget vs Actual Paid/Expense
				(1-2)		(4 - 2)
Legal:						
1	Linneman et al	\$ -	\$ -	\$ -	\$ -	\$ -
2	Kronick Moskovitz et al	\$ 922,500	\$ 800,065	\$ 122,435	\$ 922,500	\$ 122,435
3	Kronick Moskovitz et al (annual costs)	\$ 8,500	\$ 3,262	\$ 5,238	\$ 8,500	\$ 5,238
4	Pioneer Law Group	\$ 197,500	\$ 52,475	\$ 145,025	\$ 197,500	\$ 145,025
5	Baker Manock & Jensen	\$ 141,000	\$ 154,574	\$ (13,574)	\$ 141,000	\$ (13,574)
6	Cotchett, Pitre & McCarthy	\$ 30,000	\$ 200	\$ 29,800	\$ 30,000	\$ 29,800
7	Kahn, Soares & Conway	\$ 10,000	\$ 4,676	\$ 5,324	\$ 10,000	\$ 5,324
8	Stoel Rives	\$ -	\$ -	\$ -	\$ -	\$ -
9	Misc. Legal Support	\$ 141,430	\$ 87,216	\$ 54,214	\$ 141,430	\$ 54,214
10	Technical Legal Support	\$ 100,000	\$ 21,210	\$ 78,790	\$ 100,000	\$ 78,790
11	Legal Contingency	\$ 200,000	\$ -	\$ 200,000	\$ 200,000	\$ 200,000
	Sub Total	\$ 1,750,930	\$ 1,123,678	\$ 627,252	\$ 1,750,930	\$ 627,252
Technical:						
12	Strategic Plan Update	\$ -	\$ -	\$ -	\$ -	\$ -
13	Grant Program	\$ 175,000	\$ 40,000	\$ 135,000	\$ 175,000	\$ 135,000
14	Science Program	\$ 591,250	\$ 106,685	\$ 484,565	\$ 591,250	\$ 484,565
15	Previous Technical Project Commitment	\$ 265,000	\$ 81,273	\$ 183,727	\$ 265,000	\$ 183,727
	Sub Total	\$ 1,031,250	\$ 227,958	\$ 803,292	\$ 1,031,250	\$ 803,292
Legislative Advocacy/Public Information Representation:						
16	Federal Representation	\$ 480,000	\$ 330,000	\$ 150,000	\$ 480,000	\$ 150,000
17	State Representation	\$ 249,000	\$ 247,000	\$ 2,000	\$ 249,000	\$ 2,000
18	Public Information / Communication	\$ 323,200	\$ 211,411	\$ 111,789	\$ 323,200	\$ 111,789
	Sub Total	\$ 1,052,200	\$ 788,411	\$ 263,789	\$ 1,052,200	\$ 263,789
Other Professional Services:						
19	SGMA Services	\$ 1,942,201	\$ 919,707	\$ 1,022,494	\$ 1,942,201	\$ 1,022,494
20	Integrated Regional Water Management	\$ 87,977	\$ 16,296	\$ 71,681	\$ 87,977	\$ 71,681
21	Mizuno Consulting	\$ 48,750	\$ 61,688	\$ (12,938)	\$ 48,750	\$ (12,938)
22	Previous Los Vaqueros Expansion Commitment*	\$ -	\$ -	\$ -	\$ -	\$ -
23	Previous BF Sisk Dam Raise Commitment	\$ 1,000,000	\$ 1,000,000	\$ -	\$ 1,000,000	\$ -
24	Additional BF Sisk Dam Raise Commitment***	\$ 2,800,000	\$ 592,155	\$ 2,207,845	\$ 2,800,000	\$ 2,207,845
	Sub Total	\$ 5,878,928	\$ 2,589,845	\$ 3,289,083	\$ 5,878,928	\$ 3,289,083
Grassland Basin Drainage:						
25	GBD Specific	\$ 919,538	\$ 755,810	\$ 163,728	\$ 919,538	\$ 163,728
26	New UA Mud Slough Mitigation	\$ 50,000	\$ -	\$ 50,000	\$ 50,000	\$ 50,000
27	Use of Drain	\$ -	\$ -	\$ -	\$ -	\$ -
28	Biological Monitoring	\$ 221,000	\$ 217,733	\$ 3,267	\$ 221,000	\$ 3,267
29	Groundwater WDR Specific	\$ 488,711	\$ 172,303	\$ 316,408	\$ 488,711	\$ 316,408
	Sub Total	\$ 1,679,249	\$ 1,145,845	\$ 533,404	\$ 1,679,249	\$ 533,404
OTHER:						
30	Executive Director	\$ 353,683	\$ 449,431	\$ (95,748)	\$ 353,683	\$ (95,748)
31	Executive Secretary	\$ 58,222	\$ 63,231	\$ (5,009)	\$ 58,222	\$ (5,009)
32	General Counsel	\$ 309,146	\$ 352,941	\$ (43,795)	\$ 309,146	\$ (43,795)
33	Water Policy Director	\$ 218,894	\$ 270,557	\$ (51,663)	\$ 218,894	\$ (51,663)
34	Water Resources Program Manager	\$ -	\$ -	\$ -	\$ -	\$ -
35	Special Programs Manager	\$ 236,608	\$ 185,642	\$ 50,966	\$ 236,608	\$ 50,966
36	Deputy General Counsel	\$ 190,724	\$ 192,810	\$ (2,086)	\$ 190,724	\$ (2,086)
37	In-House Staff	\$ 220,851	\$ 123,332	\$ 97,519	\$ 220,851	\$ 97,519
38	Law Policy Clerk	\$ 25,000	\$ 6,950	\$ 18,050	\$ 25,000	\$ 18,050
39	Los Banos Administrative Office (LBAO)	\$ 50,000	\$ -	\$ 50,000	\$ 50,000	\$ 50,000
40	Dissolved Oxygen Aerator	\$ 12,500	\$ 4,688	\$ 7,813	\$ 12,500	\$ 7,813
41	Other Services & Expenses	\$ 22,000	\$ 8,889	\$ 13,111	\$ 22,000	\$ 13,111
42	License & Continuing Education	\$ 2,000	\$ 460	\$ 1,540	\$ 2,000	\$ 1,540
43	Organizational Membership	\$ 114,600	\$ 91,247	\$ 23,353	\$ 114,600	\$ 23,353
44	Conferences & Training	\$ 33,000	\$ 15,525	\$ 17,475	\$ 33,000	\$ 17,475
45	Travel/Mileage	\$ 166,267	\$ 72,846	\$ 93,421	\$ 166,267	\$ 93,421
46	Group Meetings	\$ 22,058	\$ 3,303	\$ 18,755	\$ 22,058	\$ 18,755
47	Telephone	\$ 2,080	\$ 2,824	\$ (744)	\$ 2,080	\$ (744)
	Sub Total	\$ 2,037,633	\$ 1,844,675	\$ 192,958	\$ 2,037,633	\$ 192,958
	Total Expenditures	\$ 13,430,190	\$ 7,720,414	\$ 5,709,776	\$ 13,430,190	\$ 5,709,776

SAN LUIS & DELTA-MENDOTA WATER AUTHORITY
MARCH 1, 2025 - FEBRUARY 28, 2026
GENERAL MEMBERSHIP (FUND 03)
ACTIVITY AGREEMENTS BUDGET TO ACTUAL
Report Period 3/1/25 -2/28/26
FAC 4/6/26

EXPENDITURES	Annual Budget	Paid/ Expense	Amount Remaining	% of Amt Remaining	Expenses Through
<u>Legislative Advocacy/Public Info Representation:</u>					
Public Information/Communication	\$ 323,200	\$ 211,411	\$ 111,789	35%	2/28/26
<u>Other:</u>					
Executive Director	\$ 263,512	\$ 358,798	\$ (95,286)	-36%	2/28/26
Executive Secretary	\$ 36,098	\$ 31,616	\$ 4,482	12%	2/28/26
General Counsel	\$ 143,310	\$ 267,525	\$ (124,215)	-87%	2/28/26
Special Projects Manager	\$ 118,304	\$ 26,336	\$ 91,968	78%	2/28/26
In-House Staff	\$ 44,439	\$ 18,152	\$ 26,287	59%	2/28/26
Deputy General Counsel	\$ 50,860	\$ 60,439	\$ (9,579)	-19%	2/28/26
Los Banos Administrative Office (LBAO)	\$ 50,000	\$ -	\$ 50,000	100%	
Other Services & Expenses	\$ 10,000	\$ 7,957	\$ 2,043	20%	2/28/26
License & Continuing Education	\$ 1,000	\$ 153	\$ 847	85%	7/30/25
Organizational Membership	\$ 114,600	\$ 91,247	\$ 23,353	20%	2/28/26
Conferences & Training	\$ 20,000	\$ 9,206	\$ 10,794	54%	2/28/26
Travel/Mileage	\$ 70,000	\$ 24,549	\$ 45,451	65%	2/28/26
Group Meetings	\$ 8,000	\$ 2,611	\$ 5,389	67%	2/28/26
Telephone	\$ -	\$ 2,059	\$ (2,059)	0%	1/31/26
Total Expenditures	\$ 1,253,323	\$ 1,112,058	\$ 141,265	11%	

SAN LUIS & DELTA-MENDOTA WATER AUTHORITY
MARCH 1, 2025 - FEBRUARY 28, 2026
LEG & CVP OPERATIONAL AFFAIRS (FUND 05)
ACTIVITY AGREEMENTS BUDGET TO ACTUAL
Report Period 3/1/25 - 2/28/26

FAC 4/6/26

EXPENDITURES	Annual Budget	Paid/ Expense	Amount Remaining	% of Amt Remaining	Expenses Through
<u>Legal:</u>					
Kronick Moskovitz et al	\$ 880,000	\$ 797,398	\$ 82,602	9%	1/31/26
Kronick Moskovitz et al (annual cost)	\$ 7,500	\$ 3,262	\$ 4,238	57%	1/31/26
Pioneer Law Group / Matarazzo Law	\$ 125,000	\$ 19,890	\$ 105,110	84%	2/26/25
Technical Legal Support	\$ 100,000	\$ 21,210	\$ 78,790	79%	2/28/26
Legal Contingency	\$ 200,000	\$ -	\$ 200,000	100%	
<u>Technical:</u>					
Science Program, Incl. CAMT Facilitation	\$ 591,250	\$ 106,685	\$ 484,565	82%	2/28/26
Previous Technical Project Commitment	\$ 265,000	\$ 81,273	\$ 183,727	69%	12/15/25
Grant Program	\$ 175,000	\$ 40,000	\$ 135,000	77%	2/28/26
<u>Legislative Advocacy/Public Info Representation:</u>					
Federal Representation	\$ 480,000	\$ 330,000	\$ 150,000	31%	1/31/26
State Representation	\$ 249,000	\$ 247,000	\$ 2,000	1%	2/28/26
<u>Other:</u>					
Executive Director	\$ 88,421	\$ 90,633	\$ (2,212)	-3%	2/28/26
Executive Secretary	\$ 22,124	\$ 31,616	\$ (9,492)	-43%	2/28/26
General Counsel	\$ 47,770	\$ 66,881	\$ (19,111)	-40%	2/28/26
Water Policy Director	\$ 143,894	\$ 235,683	\$ (91,789)	-64%	2/28/26
Special Programs Mgr	\$ 118,304	\$ 150,945	\$ (32,641)	-28%	2/28/26
Deputy General Counsel	\$ 127,149	\$ 120,877	\$ 6,272	5%	2/28/26
Law Policy Clerk	\$ 25,000	\$ 6,950	\$ 18,050	72%	2/28/26
In-House Staff	\$ 25,000	\$ 13,186	\$ 11,814	47%	2/28/26
Dissolved Oxygen Aerator	\$ 6,250	\$ 4,688	\$ 1,563	25%	7/31/25
Other Services & Expenses	\$ 10,000	\$ 932	\$ 9,068	91%	2/28/26
License & Continuing Education	\$ 1,000	\$ 306	\$ 694	69%	7/31/25
Conferences & Training	\$ 10,000	\$ 6,319	\$ 3,681	37%	2/28/26
Travel/Mileage	\$ 85,000	\$ 46,802	\$ 38,198	45%	2/28/26
Group Meetings	\$ 6,000	\$ 550	\$ 5,450	91%	11/30/25
Telephone	\$ 580	\$ 764	\$ (184)	-32%	1/31/26
Total Expenditures	\$ 3,789,242	\$ 2,423,849	\$ 1,365,393	36%	

SAN LUIS & DELTA-MENDOTA WATER AUTHORITY
MARCH 1, 2025-February 28, 2026
CONTRACT RENEWAL COORDINATOR (FUND 35)
Activity Agreements Budget to Actuals
Report Period 3/1/25 - 2/28/26

FAC 4/6/26

	Annual Budget	Paid/ Expenses	Amount Remaining	% of Amt Remaining	Expenses Through
EXPENDITURES					
<u>Legal:</u>					
Kronick Moskovitz et al	\$ -	\$ 1,755	\$ (1,755)	0%	11/30/25
<u>Other:</u>					
In-House Staff	\$ 200	\$ 103	\$ 97	49%	2/28/26
Total Expenditures	\$ 200	\$ 1,858	\$ (1,658)	-829%	

SAN LUIS & DELTA-MENDOTA WATER AUTHORITY
MARCH 1, 2025-February 28, 2026
YUBA COUNTY WATER TRANSFERS (FUND 28)
ACTIVITY AGREEMENTS BUDGET TO ACTUAL

Report Period 3/1/25 - 2/28/26
FAC 4/6/26

EXPENDITURES	Annual Budget	Paid/ Expense	Amount Remaining	% of Amt Remaining	Expenses Through
<u>Legal:</u>					
Kronick Moskowitz	\$ 2,500	\$ 580	\$ 1,920	77%	10/31/25
Pioneer Law Group / Matarazzo Law	\$ 2,500	\$ 147	\$ 2,353	94%	1/31/26
<u>Other Professional Services:</u>					
Mizuno Consulting	\$ 15,000	\$ 24,763	\$ (9,763)	-65%	1/7/25
<u>Other:</u>					
In-House Staff	\$ 3,000	\$ 1,694	\$ 1,306	44%	2/28/26
Deputy General Counsel	\$ -	\$ 3,179	\$ (3,179)	0%	2/28/26
Total Expenditures	\$ 23,000	\$ 30,362	\$ (7,362)	-32.01%	

SAN LUIS & DELTA-MENDOTA WATER AUTHORITY
MARCH 1, 2025 - FEBRUARY 28, 2026
GRASSLAND BASIN DRAINAGE #3A (FUND 22)
ACTIVITY AGREEMENTS BUDGET TO ACTUAL

Report Period 3/1/25 -2/28/26
FAC 4/6/26

EXPENDITURES

	Annual Budget		Paid/ Expense	Amount Remaining	% of Amt Remaining	Expenses Through
Legal:						
Pioneer Law Group - CEQA Legal Consultant / Matarazzo Law	\$ 20,000	1	\$ 392	\$ 19,608	98%	12/2/25
Cotchett, Pitre & McCarthy	\$ 30,000	1	\$ 200	\$ 29,800	99%	11/25/25
Kahn, Soares & Conway	\$ 10,000	1	\$ 4,676	\$ 5,324	53%	2/28/26
Misc. Legal Support	\$ 10,000	1	\$ 1,475	\$ 8,525	85%	8/31/25
GBD Specific:						
Drainage Coordinator (Summers)	\$ 150,000	1	\$ 98,523	\$ 51,477	34%	12/31/25
Quality Data Processing/Load Calc (Summers)	\$ 150,000	1	\$ 133,372	\$ 16,628	11%	2/28/26
Flow Calculation/Station Maint. (Summers)	\$ 110,000	1	\$ 78,317	\$ 31,683	29%	1/31/26
Panoche Creek Gauging Station	\$ 9,730	1	\$ 5,530	\$ 4,200	43%	4/8/25
Water Quality Monitoring (Reg. Sites)	\$ 250,000	1	\$ 154,006	\$ 95,994	38%	2/25/26
Newman Water Costs	\$ 123,658	1	\$ 123,661	\$ (3)	0%	2/28/26
Restoration of Mud Slough Channel (Newman Land)	\$ 75,000	1	\$ 2,719	\$ 72,281	96%	1/31/26
Waste Discharge Permit Fees	\$ 21,150	1	\$ 136,237	\$ (115,087)	-544%	6/30/26
SJRIP Monitor Wells	\$ 5,000	1	\$ -	\$ 5,000	100%	
GBD Reporting	\$ 25,000	1	\$ 23,445	\$ 1,555	6%	10/31/25
New UA Mud Slough Mitigation:						
Remove Sediment in SLD	\$ 50,000	1	\$ -	\$ 50,000	100%	
Biological Monitoring:						
Pacific Eco Risk	\$ 105,000	1	\$ 80,605	\$ 24,395	23%	2/28/26
HT Harvey-SJRIP Egg Monitoring	\$ 100,000	1	\$ 121,881	\$ (21,881)	-22%	1/31/26
Fish Biologist - Splittail/Sturgeon	\$ 16,000	1	\$ 15,247	\$ 753	5%	2/28/26
Groundwater WDR Specific:						
Membership Enrollment/List (Summers)	\$ 100,000	2	\$ 37,327	\$ 62,673	63%	2/28/26
Farm Evaluation Plan (Summers)	\$ 45,000	2	\$ 8,457	\$ 36,543	81%	1/31/26
NMP Summary Report	\$ 25,000	2	\$ 33,253	\$ (8,253)	-33%	1/31/26
MPEP Group Workplan	\$ 5,400	2	\$ 2,328	\$ 3,072	57%	2/21/26
Groundwater Protection Formula	\$ 5,000	2	\$ -	\$ 5,000	100%	
CVSalts Nitrate Compliance	\$ 50,000	2	\$ -	\$ 50,000	100%	
Prioritization and Optimization Study-CVSalts	\$ 15,500	2	\$ 9,552	\$ 5,948	38%	7/31/25
Trend Monit Prgm	\$ 84,000	2	\$ 62,165	\$ 21,835	26%	2/28/26
Develop Web Portal	\$ 3,500	2	\$ 4,200	\$ (700)	-20%	4/26/25
Collect State Board Fee	\$ 123,000	2	\$ -	\$ 123,000	100%	
Annual Monitoring Report (Summers)	\$ 30,000	2	\$ 8,457	\$ 21,543	72%	1/31/26
CVGMC Data	\$ 2,311	2	\$ 6,565	\$ (4,254)	-184%	2/28/26
Other:						
General Counsel	\$ 35,000	1	\$ 564	\$ 34,436	98%	2/28/26
Deputy General Counsel	\$ -		\$ 599	\$ (599)	0%	2/28/26
In-House Staff	\$ 3,250	1	\$ 2,879	\$ 371	11%	2/28/26
Dissolved Oxygen Aerator	\$ 6,250	1	\$ -	\$ 6,250	100%	
Total Expenditures	\$ 1,793,749		\$ 1,156,631	\$ 637,118	36%	

SAN LUIS & DELTA-MENDOTA WATER AUTHORITY
SGMA ACTIVITIES - COORDINATED COST-SHARE AGREEMENT
MARCH 1, 2025 - FEBRUARY 28, 2026
COORDINATED (FUND 63)
ACTIVITY AGREEMENTS BUDGET TO ACTUAL

Report Period 3/1/25 - 2/28/26
 FAC 4/6/26

EXPENDITURES	Annual Budget	Paid/ Expense	Amount Remaining	% of Amt Remaining	Expenses Through
<u>Legal:</u>					
Baker Manock & Jensen	\$ 70,000	\$ 87,938	\$ (17,938)	-26%	2/28/26
<u>Other Professional Services:</u>					
GSP Implementation Contracts					
Coordinated Annual Report Activites (Common Chapter, Water Level Contouring)	\$ 149,675	\$ 161,040	\$ (11,365)	-8%	1/31/26
DMS Hosting, Augmentation and Support	\$ 12,000	\$ 4,490	\$ 7,510	63%	9/29/25
Staff Augmentation Support	\$ 200,000	\$ 192,496	\$ 7,504	4%	12/31/25
DAC Outreach and Coordination	\$ 20,000	\$ -	\$ 20,000	100%	
SGMA Implementation Grant Round 1 SPA (A9)	\$ 175,015	\$ 104,574	\$ 70,441	40%	12/31/25
Inadequate Determination Response (EKI)	\$ 55,000	\$ 50,868	\$ 4,132	8%	9/30/25
Interconnected Surface Water	\$ 504,455	\$ 106,895	\$ 397,560	79%	12/31/25
Domestic Well Mitigation Funds	\$ 100,000	\$ -	\$ 100,000	100%	
<u>Other:</u>					
Executive Director	\$ 750	\$ -	\$ 750	100%	
General Counsel	\$ 1,000	\$ 78	\$ 922	92%	4/4/25
Water Policy Director	\$ 20,000	\$ 19,418	\$ 582	3%	2/28/26
In-House Staff	\$ 3,000	\$ 3,533	\$ (533)	-18%	2/28/26
Conferences & Training	\$ 1,000	\$ -	\$ 1,000	100%	
Travel/Mileage	\$ 1,500	\$ 70	\$ 1,430	95%	4/30/25
Group Meetings	\$ 5,000	\$ 52	\$ 4,948	99%	6/30/25
Telephone	\$ 500	\$ -	\$ 500	100%	
Equipment and Tools	\$ 2,000	\$ -	\$ 2,000	100%	
Total Expenditures	\$ 1,320,895	\$ 731,453	\$ 589,442	45%	

SAN LUIS & DELTA-MENDOTA WATER AUTHORITY
MARCH 1, 2025 - FEBRUARY 28, 2026
SUSTAINABLE GROUNDWATER MANAGEMENT ACT SERVICES AGREEMENT
ACTIVITY AGREEMENTS BUDGET TO ACTUAL
NORTHERN DELTA-MENDOTA REGION (FUND 64)
Report Period 3/1/25 - 2/28/26
FAC 4/6/26

EXPENDITURES	Annual Budget	Paid/ Expense	Amount Remaining	% of Amt Remaining	Expenses Through
<u>Legal:</u>					
Baker Manock & Jensen	\$ 35,000	\$ 19,531	\$ 15,470	44%	2/28/26
<u>Other Professional Services:</u>					
Contracts	\$ 363,028	\$ 161,369	\$ 201,659	56%	1/31/26
<u>Other:</u>					
Executive Director	\$ 500	\$ -	\$ 500	100%	
General Counsel	\$ 1,500	\$ -	\$ 1,500	100%	
Water Policy Director	\$ 20,000	\$ 7,415	\$ 12,585	63%	2/28/26
In-House Staff	\$ 2,500	\$ 1,919	\$ 581	23%	2/28/26
Hydrotech 3	\$ 24,423	\$ 15,852	\$ 8,571	35%	2/28/26
Conferences & Training	\$ 1,000	\$ -	\$ 1,000	100%	
Travel/Mileage	\$ 2,000	\$ 73	\$ 1,927	96%	5/31/25
Group Meetings	\$ 1,000	\$ -	\$ 1,000	100%	
Telephone	\$ 500	\$ -	\$ 500	100%	
Total Expenditures	\$ 451,451	\$ 206,159	\$ 245,292	54%	

**SAN LUIS & DELTA-MENDOTA WATER AUTHORITY
MARCH 1, 2025 - FEBRUARY 28, 2026
SUSTAINABLE GROUNDWATER MANAGEMENT ACT SERVICES AGREEMENT
ACTIVITY AGREEMENTS BUDGET TO ACTUAL
CENTRAL DELTA-MENDOTA REGION (FUND 65)**

Report Period 3/1/25 - 2/28/26

FAC 4/6/26

EXPENDITURES	Annual Budget	Paid/ Expense	Amount Remaining	% of Amt Remaining	Expenses Through
<u>Legal:</u>					
Baker Manock & Jensen	\$ 35,000	\$ 47,105	\$ (12,105)	-35%	2/28/26
<u>Other Professional Services:</u>					
Contracts	\$ 363,028	\$ 137,974	\$ 225,054	62%	1/31/26
<u>Other:</u>					
Executive Director	\$ 500	\$ -	\$ 500	100%	
General Counsel	\$ 1,500	\$ -	\$ 1,500	100%	
Water Policy Director	\$ 20,000	\$ 5,937	\$ 14,063	70%	2/28/26
In-House Staff	\$ 2,500	\$ 2,406	\$ 94	4%	2/28/26
Hydrotech 3	\$ 24,423	\$ 15,250	\$ 9,173	38%	2/28/26
Conferences & Training	\$ 1,000	\$ -	\$ 1,000	100%	
Travel/Mileage	\$ 2,000	\$ 15	\$ 1,985	99%	4/24/25
Group Meetings	\$ 1,000	\$ -	\$ 1,000	100%	
Telephone	\$ 500	\$ -	\$ 500	100%	
Total Expenditures	\$ 451,451	\$ 208,688	\$ 242,763	54%	

**SAN LUIS & DELTA-MENDOTA WATER AUTHORITY
MARCH 1, 2025 - FEBRUARY 28, 2026
INTEGRATED REGIONAL WATER MANAGEMENT (FUND 67)
ACTIVITY AGREEMENTS BUDGET TO ACTUAL**

Report Period 3/1/25 -2/28/26
FAC 4/6/26

EXPENDITURES	Annual Budget	Paid/ Expense	Amount Remaining	% of Amt Remaining	Expenses Through
<u>Legal:</u>					
Baker Manock & Jensen	\$ 1,000	\$ -	\$ 1,000	100%	
<u>Other Professional Services:</u>					
IRWM Implementation Contracts	\$ 29,931	\$ 2,718	\$ 27,213	91%	2/28/26
Prop 1 Round 1 Grant Admin (SJRFA)	\$ 33,046	\$ 13,578	\$ 19,468	59%	2/28/26
Disadvantaged Community Needs Assesment	\$ 25,000	\$ -	\$ 25,000	100%	
<u>Other:</u>					
Executive Director	\$ -	\$ -	\$ -	0%	
General Counsel	\$ 1,000	\$ -	\$ 1,000	100%	
Water Policy Director	\$ 15,000	\$ 1,340	\$ 13,660	91%	2/28/26
Water Resources Program Mgr	\$ -	\$ -	\$ -	0%	
In-House Staff	\$ 2,500	\$ 131	\$ 2,369	95%	2/28/26
Other Services & Expenses	\$ -	\$ -	\$ -	0%	
Conferences & Training	\$ -	\$ -	\$ -	0%	
Travel/Mileage	\$ 2,500	\$ -	\$ 2,500	100%	
Group Meetings	\$ 1,000	\$ -	\$ 1,000	100%	
Telephone	\$ -	\$ -	\$ -	0%	
Total Expenditures	\$ 110,977	\$ 17,768	\$ 93,209	84%	

**SAN LUIS & DELTA-MENDOTA WATER AUTHORITY
MARCH 1, 2025 - FEBRUARY 28, 2026
LOS VAQUEROS RESERVOIR EXPANSION PROJECT (FUND 68)
ACTIVITY AGREEMENTS BUDGET TO ACTUAL**

Report Period 3/1/25 - 2/28/26

FAC 4/6/26

EXPENDITURES	Annual Budget	Paid/ Expense	Amount Remaining	% of Amt Remaining	Expenses Through
Other:					
General Counsel	\$ 1,500	\$ 170	\$ 1,330	88.69%	2/28/26
In-House Staff	\$ 200	\$ 103	\$ 97	48.63%	2/28/26
Total Expenditures	\$ 1,700	\$ 272	\$ 1,428	84%	

**SAN LUIS & DELTA-MENDOTA WATER AUTHORITY
MARCH 1, 2025 - FEBRUARY 28, 2026
EXCHANGE CONTRACTOR 5-YEAR TRANSFER (FUND 44)
ACTIVITY AGREEMENTS BUDGET TO ACTUAL**

**Report Period 3/1/25 - 2/28/26
FAC 4/6/26**

EXPENDITURES	Annual Budget	Paid/ Expense	Amount Remaining	% of Amt Remaining	Expenses Through
<u>Other Professional Services:</u>					
Mizuno Consulting	\$ 15,000	\$ 26,600	\$ (11,600)	-77.33%	1/31/26
<u>Other:</u>					
In-House Staff	\$ 5,000	\$ 10,939	\$ (5,939)	-118.77%	2/28/26
Special Program Manager	\$ -	\$ 1,251	\$ (1,251)	0.00%	2/28/26
Deputy General Counsel	\$ -	\$ 4,670	\$ (4,670)	0.00%	2/28/26
General Counsel	\$ -	\$ 975	\$ (975)	0.00%	2/28/26
Group Meeting	\$ -	\$ 90	\$ (90)	0.00%	7/16/25
	\$ 20,000	\$ 44,526	\$ (24,526)	-122.63%	

SAN LUIS & DELTA-MENDOTA WATER AUTHORITY
MARCH 1, 2025 - FEBRUARY 28, 2026
LONG-TERM NORTH TO SOUTH WATER TRANSFER PROGRAM (FUND 56)
ACTIVITY AGREEMENTS BUDGET TO ACTUAL

Report Period 3/1/25 - 2/28/26
 FAC 4/6/26

EXPENDITURES	Annual Budget	Paid/ Expense	Amount Remaining	% of Amt Remaining	Expenses Through
<u>Legal:</u>					
Kronick Moskovitz et al	\$ 5,000	\$ (66)	\$ 5,066	101%	3/31/25
Kronick Moskovitz et al (annual costs)	\$ 500		\$ 500	100%	
Pioneer Law Group / Matarazzo Law	\$ 5,000	\$ 196	\$ 4,804	96%	3/31/25
<u>Other Professional Services:</u>					
Mizuno Consulting	\$ 18,750	\$ -	\$ 18,750	100%	
<u>Other:</u>					
General Counsel	\$ 225	\$ -	\$ 225	100%	
Deputy General Counsel	\$ 6,357	\$ 2,373	\$ 3,984	63%	2/28/26
In-House Staff	\$ 5,000	\$ 377	\$ 4,623	92%	2/28/26
Other Services & Expenses	\$ -				
Total Expenditures	\$ 40,832	\$ 2,880	\$ 37,952	93%	

SAN LUIS & DELTA-MENDOTA WATER AUTHORITY
MARCH 1, 2025 - FEBRUARY 28, 2026
NORTH TO SOUTH WATER TRANSFER PROGRAM (FUND 57)
ACTIVITY AGREEMENTS BUDGET TO ACTUAL

Report Period 3/1/25 - 2/28/26
 FAC 4/6/26

EXPENDITURES						
	Annual Budget	Paid/ Expense	Amount Remaining	% of Amt Remaining	Expenses Through	
<u>Legal:</u>						
Kronick Moskovitz et al	\$ 35,000	\$ 398	\$ 34,602	99%	6/30/25	
Kronick Moskovitz et al (annual costs)	\$ 500	\$ -	\$ 500	100%		
Pioneer Law Group / Matarazzo Law	\$ 45,000	\$ 31,850	\$ 13,150	29%	2/24/26	
<u>Other Professional Services:</u>						
Mizuno Consulting	\$ -	\$ 10,325	\$ (10,325)	0%	1/31/26	
<u>Other:</u>						
General Counsel	\$ 1,341	\$ 1,395	\$ (54)	-4%	2/28/26	
Deputy General Counsel	\$ 6,357	\$ 672	\$ 5,685	89%	2/28/26	
Special Programs Manager	\$ -	\$ 7,110	\$ (7,110)	0%	2/28/26	
In-House Staff	\$ 250	\$ 218	\$ 32	13%	2/28/26	
Total Expenditures	\$ 88,448	\$ 51,969	\$ 36,479	41%		

SAN LUIS & DELTA-MENDOTA WATER AUTHORITY
MARCH 1, 2025 - FEBRUARY 28, 2026
B.F. SISK DAM RAISE & RESERVOIR EXPANSION PROJECT (FUND 69)
ACTIVITY AGREEMENTS BUDGET TO ACTUAL

Report Period 3/1/25 - 2/28/26

FAC 4/6/26

EXPENDITURES	Annual Budget	Paid/ Expense	Amount Remaining	% of Amt Remaining	Expenses Through
Legal:					
Miscellaneous (individually listed below)*	\$ 131,430	\$ 85,741	\$ 45,689	34.76%	
Other Professional Services:					
Previous BF Sisk Dam Raise Commitment	\$ 1,000,000	\$ 1,000,000	\$ -	0.00%	1/3/26
Additional BF Sisk Dam Raise Commitment	\$ 2,800,000	\$ 592,155	\$ 2,207,845	78.85%	2/28/26
Other:					
General Counsel	\$ 75,000	\$ 15,353	\$ 59,647	79.53%	2/28/26
In-House Staff	\$ 75,000	\$ 36,487	\$ 38,513	51.35%	2/28/26
Water Policy Director	\$ -	\$ 764	\$ (764)	0.00%	2/28/26
Travel	\$ 3,267	\$ 1,337	\$ 1,930	59.07%	11/31/25
Employee & Group Meetings	\$ 58	\$ -	\$ 58	100.00%	
Telephone	\$ -	\$ -	\$ -	0.00%	
Total Expenditures	\$ 3,953,325	\$ 1,731,838	\$ 2,307,228	58%	
* Kronick Moskowitz et al		\$ 33,447			8/31/25
* Kronick Moskowitz et al (annual costs)		\$ 1,118			6/30/25
* Pioneer Law Group / Matarazzo Law		\$ 490			2/11/26
* Nossaman LLP		\$ 50,687			9/30/25

SAN LUIS & DELTA-MENDOTA WATER AUTHORITY
MARCH 1, 2025 - FEBRUARY 28, 2026
DELTA HABITAT CONSERVATION & CONVEYANCE PROGRAM (FUND 16)
ACTIVITY AGREEMENTS BUDGET TO ACTUAL

Report Period 3/1/25 - 2/28/26

FAC 4/6/26

EXPENDITURES	Annual Budget	Paid/ Expense	Amount Remaining	% of Amt Remaining	Expenses Through
<u>Other:</u>					
In-House Staff	\$ 166	\$ 103	\$ 63	38%	2/28/26
Total Expenditures	<u>\$ 166</u>	<u>\$ 103</u>	<u>\$ 63</u>	<u>38%</u>	



Official Memorandum

PO Box 2157
Los Baños, CA 93635
sldmwa.org

TO: Pablo Arroyave, Chief Operating Officer

FROM: Raymond Tarka, Director of Finance
Darlene Neves, Accounting Supervisor

DATES: 04.06.26 FAC and 04.09.26 BOD

RE: FY26 O&M Budget to Actual Report Through February 28,2026

2025 Water Year (FY 3/1/24-2/28/25 attachment 1

Self-Funding actual expenses (paid and pending) for SLDMWA Routine O&M through February 28,2026 are under budget by \$420,446, or 1.85%. This favorable variance is the result of underspending for O&M expenses in all cost pools except for the DCI Conveyance Pool, which is \$1,348,199 over budget. DCI Conveyance Costs continued to trend over budget throughout the year because of conveyance rate increases.

Intertie Conveyance Cost Update

On April 23, 2025 Staff were advised by DWR that the FY26 conveyance charges for water movement from the DCI to O'Neill Forebay have been revised to include a capital component. The 14% change over the prior year resulted in the budget overage experienced in FY26.

In March,2025, DWR provided Authority staff with the conveyance rates to be charged for calendar year 2026. The conveyance rate for the current year is \$ 38.73 per acre-foot, reflecting an 18.6% increase over the 2025 rate.

Outstanding

Audited Financial Statements FY2024 & FY2025

The FY2024 audit will be completed in the next few days. Additional review of the historical transactions relating to the financing of the Jones Pumping Plant Rewind project has pushed out the completion of the audit beyond the window to act on this item this month. It will be presented for approval at the May meetings. Staff continues work to complete the FY2025 audit as soon as possible.



**San Luis & Delta Mendota-Water Authority
FY26 O&M Budget to Actual Report
04.06.26 FAC and 04.09.26 BOD**

ANNUAL R, O&M BUDGET BY COST POOLS MARCH 1, 2025 - FEBRUARY 28, 2026

	Total	UPPER	Intertie	Volta Wells	LWR/POOL	O'NEILL O&M		
						DIRECT	STORAGE	SL DRAIN
DMC	\$ 9,181,247	\$ 5,539,964			\$ 3,641,283			
JPP	\$ 5,118,006	\$ 5,118,006						
WW	\$ 138,430	\$ 103,823			\$ 34,609			
Intertie O&M	\$ 571,255	\$ 571,255						
DCI DWR Conveyance	\$ 3,519,425		\$ 3,519,425					
Volta Wells	\$ 31,810			\$ 69,935				
Mendota Pool	\$ 226,779				\$ 226,779			
O'Neill	\$ 3,783,275					\$ 2,988,787	\$ 794,487.75	
SL Drain	\$ 180,904							\$ 245,213
\$	\$ 22,751,131	\$ 11,333,048	\$ 3,519,425	\$ 69,935	\$ 3,902,670	\$ 2,988,787	\$ 794,488	\$ 245,213
O&M	\$ 19,231,706							
DCI DWR Conveyance	\$ 3,519,425							

R, O&M BUDGET BY COST POOLS THROUGH: FEBRUARY 28, 2026
100.00%

	Total	UPPER	Intertie	Volta Wells	LWR	O'NEILL O&M		
						DIRECT	STORAGE	SL DRAIN
DMC	\$ 9,181,247	\$ 5,539,964			\$ 3,641,283			
JPP	\$ 5,118,006	\$ 5,118,006						
WW	\$ 138,430	\$ 103,823			\$ 34,608			
Intertie O&M	\$ 571,255	\$ 571,255						
DCI DWR Conveyance	\$ 3,519,425		\$ 3,519,425					
Volta Wells	\$ 31,810			\$ 31,810				
Mendota Pool	\$ 226,779				\$ 226,779			
O'Neill	\$ 3,783,275					\$ 3,487,554	\$ 295,721	
SL Drain	\$ 180,904							\$ 180,904
\$	\$ 22,751,131	\$ 11,333,048	\$ 3,519,425	\$ 31,810	\$ 3,902,669	\$ 3,487,554	\$ 295,721	\$ 180,904

R, O&M Actual COSTS BY COST POOLS THROUGH: FEBRUARY 28, 2026

	Total	UPPER	Intertie	Volta Wells	LWR/POOL	O'NEILL O&M		
						DIRECT	STORAGE	SL DRAIN
DMC	\$ 8,273,629	\$ 4,992,308			\$ 3,281,321			
JPP	\$ 4,739,984	\$ 4,739,984						
WW	\$ 96,754	\$ 72,566			\$ 24,189			
Intertie O&M	\$ 474,249	\$ 474,249						
DCI DWR Conveyance	\$ 4,867,624		\$ 4,867,624					
Volta Wells	\$ 2,531			\$ 2,531				
Mendota Pool	\$ 288,835				\$ 288,835			
O'Neill	\$ 3,486,395					\$ 3,213,880	\$ 272,515	
SL Drain	\$ 100,684							\$ 100,684
\$	\$ 22,330,685	\$ 10,279,106	\$ 4,867,624	\$ 2,531	\$ 3,594,345	\$ 3,213,880	\$ 272,515	\$ 100,684

R, O&M BUDGET vs Actual COSTS THROUGH: FEBRUARY 28, 2026

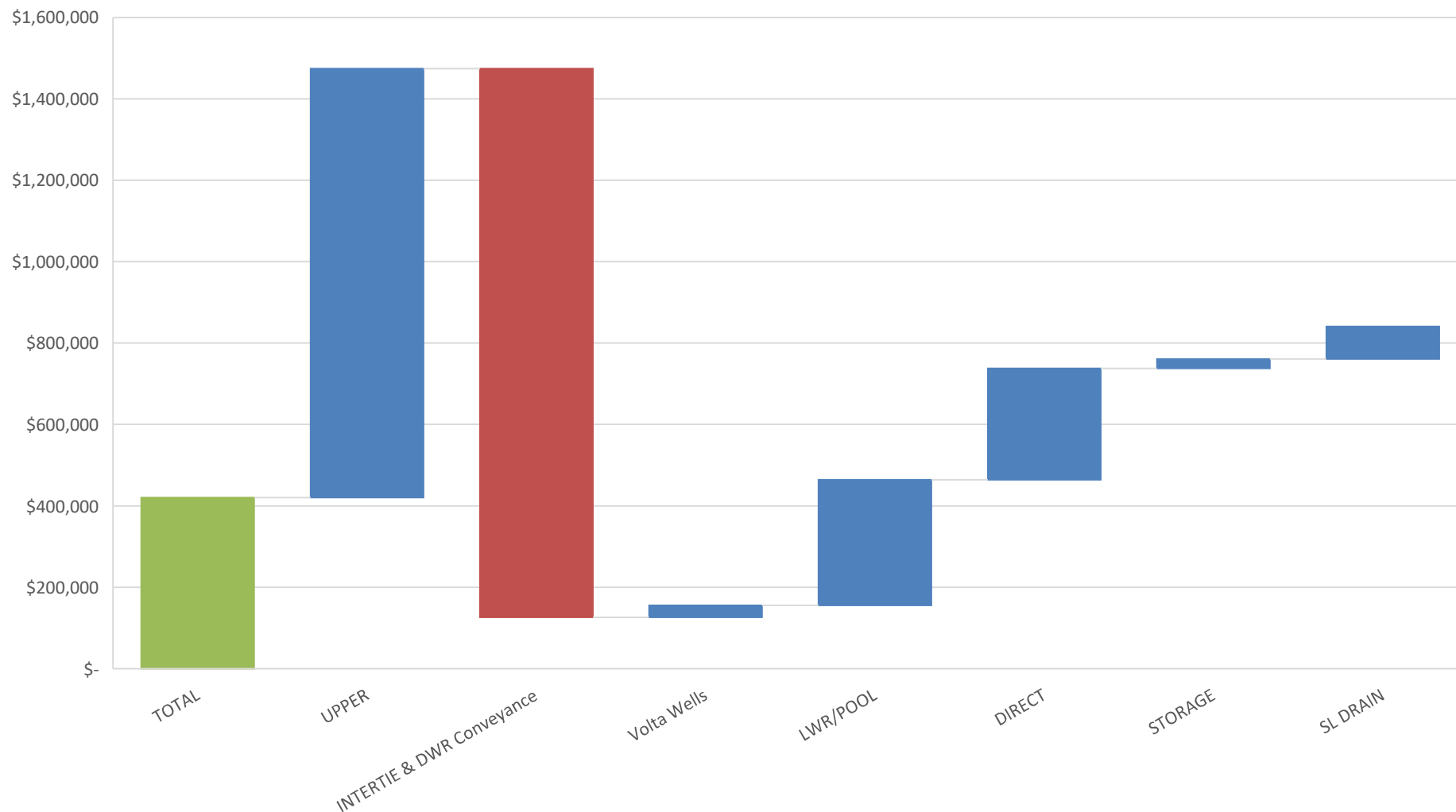
	TOTAL	UPPER	INTERTIE & DWR		LWR/POOL	O'NEILL O&M		
			Conveyance	Volta Wells		DIRECT	STORAGE	SL DRAIN
R, O&M Budget	\$ 22,751,131	\$ 11,333,048	\$ 3,519,425	\$ 31,810	\$ 3,902,669	\$ 3,487,554	\$ 295,721	\$ 180,904
R, O&M Actual	\$ 22,330,685	\$ 10,279,106	\$ 4,867,624	\$ 2,531	\$ 3,594,345	\$ 3,213,880	\$ 272,515	\$ 100,684
Difference	\$ 420,446	\$ 1,053,942	\$ (1,348,199)	\$ 29,279	\$ 308,324	\$ 273,674	\$ 23,206	\$ 80,220
	UNDER	UNDER	OVER	UNDER	UNDER	UNDER	UNDER	UNDER
	1.848022% UNDER BUDGET							

subject to rounding



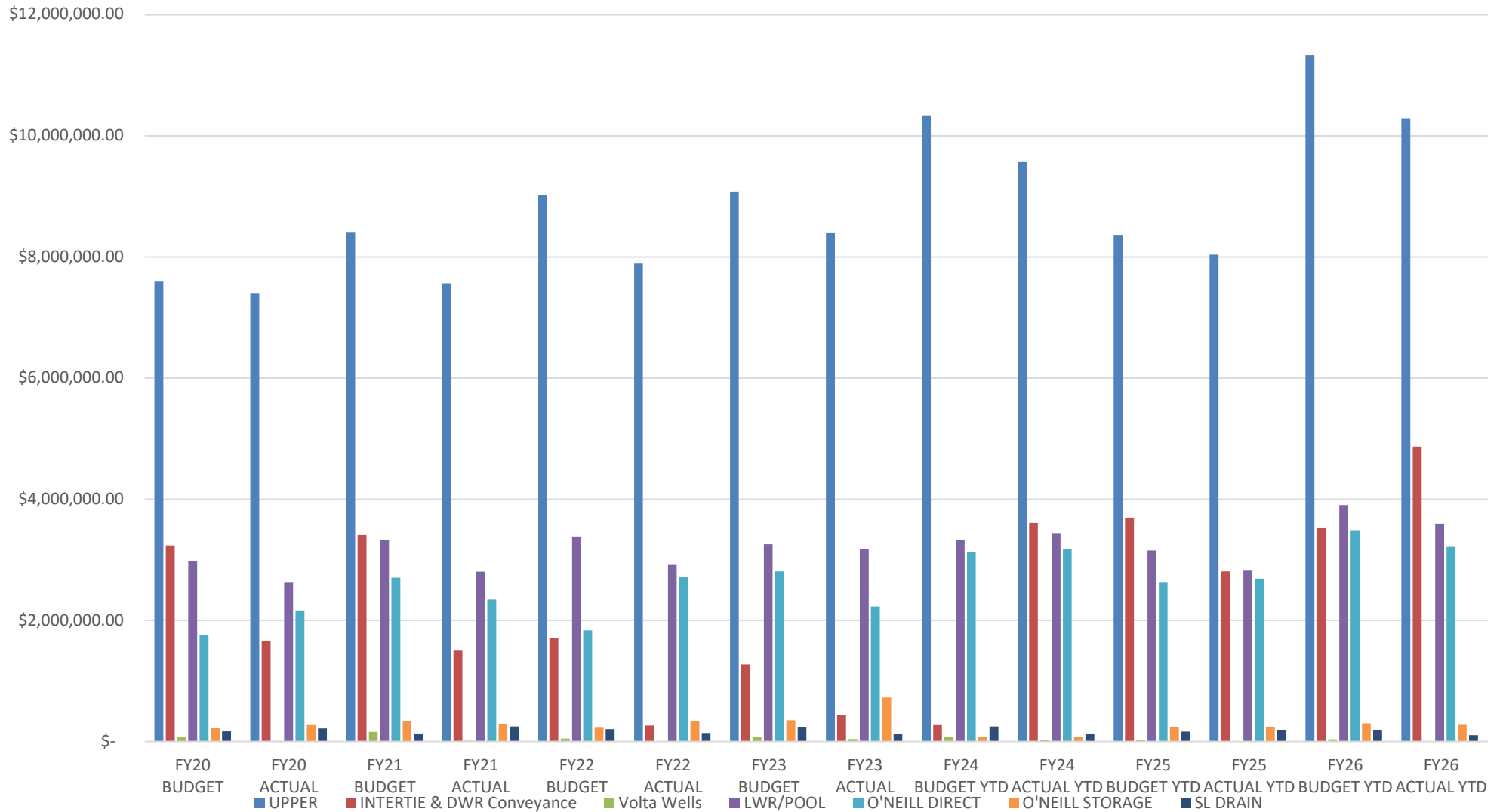
San Luis & Delta Mendota Water Authority
FY26 Budget to Actual Report through February 28, 2026
BUDGET VARIANCES
FAC 04/06/2026 BOD 04/09/2026

■ Increase ■ Decrease ■ Total



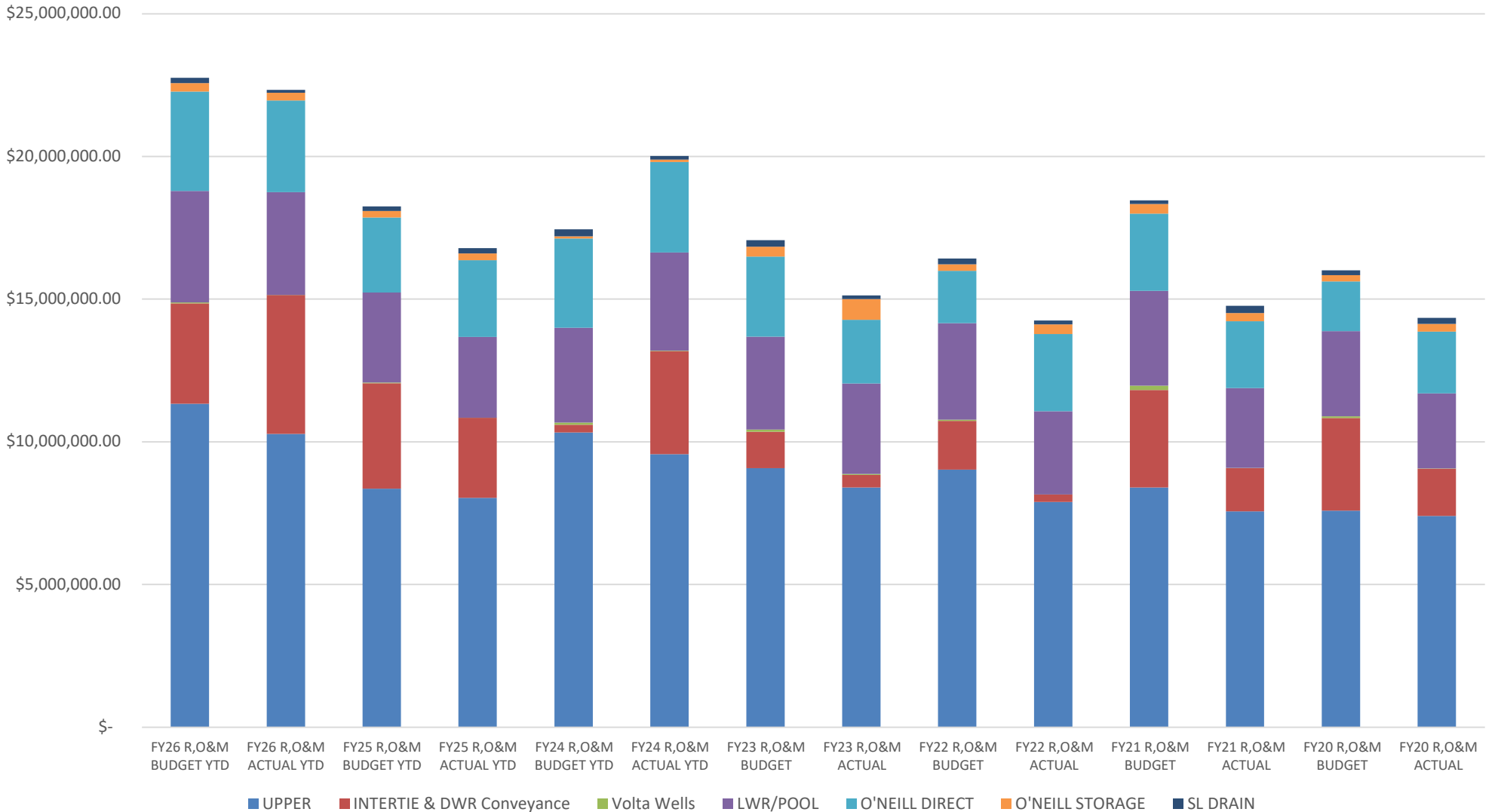


San Luis and Delta-Mendota Water Authority
O&M Budget to Actual-Side by Side
FY20-FY26 YTD (02/28/2026)
FAC 04/06/2026 BOD 04/09/2026



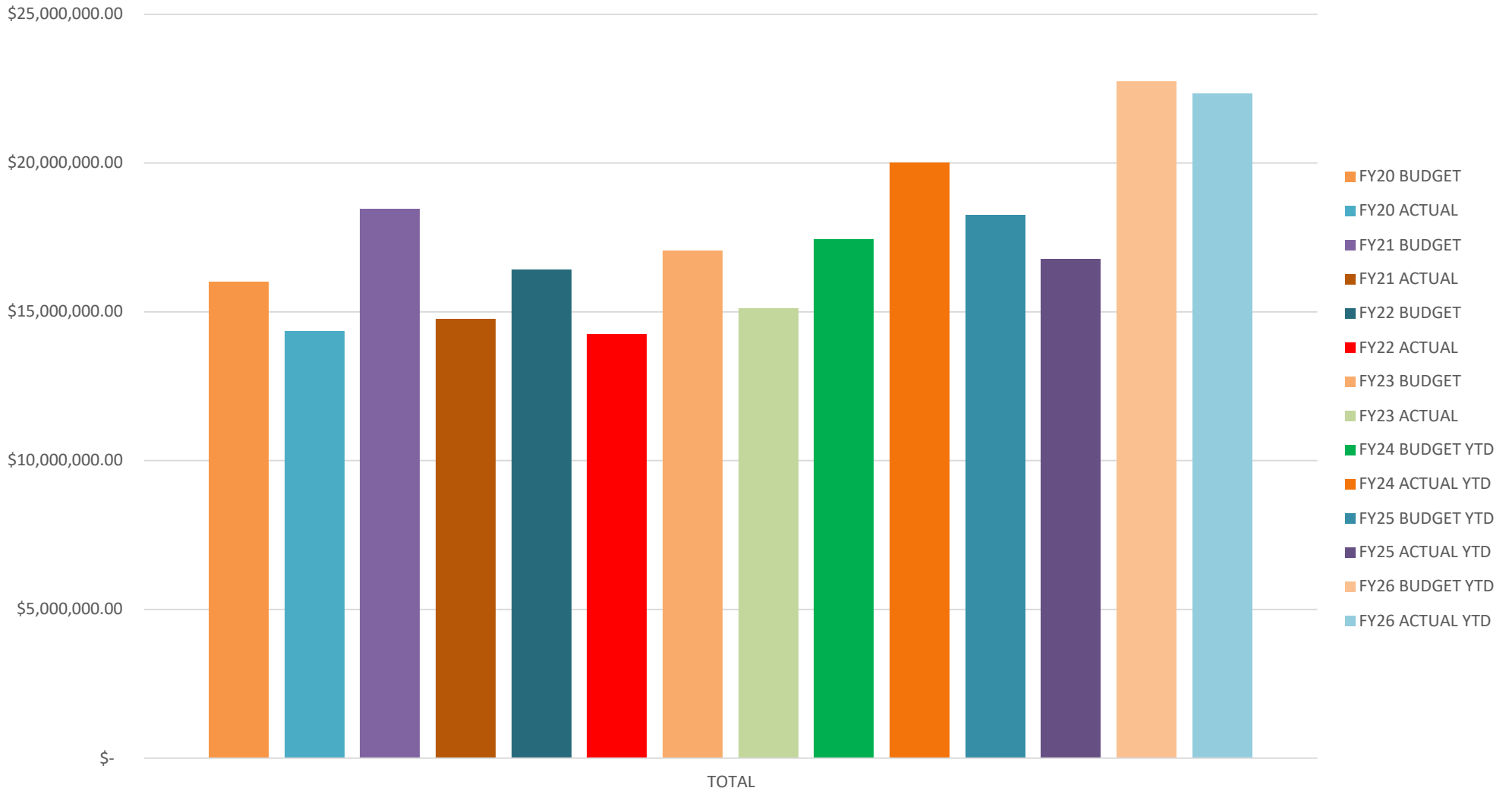


San Luis and Delta-Mendota Water Authority
O&M Budget to Actual -Stacked
FY20-FY26 YTD (02/28/2026)
FAC 04/06/2026 BOD 04/09/2026





San Luis and Delta-Mendota Water Authority
HISTORICAL O&M BUDGET TO ACTUAL TOTAL
FY20-FY26 YTD (02/28/2026)
FAC 04/06/2026 BOD 04/09/2026
Total By Year



San Luis & Delta-Mendota Water Authority
DMC WITH CIP / E O & M
Budget to Actual Paid/Pending Comparison Summary
March 1, 2025 through February 28, 2026
 FAC 4/6/26 & BOD 4/9/26

		FY Budget 3/1/25 - 2/28/26	Actual To Date Paid/Pending	% of Budget	Notes	Budget Amount Remaining
Capital Improvement Projects	CIP 25	30,838,742	4,437,775	14.39%		26,400,967
Extra Ordinary O&M	EO&M 26	8,546,501	6,056,755	70.87%		2,489,746
Operate & Maintain DMC	S/F 02	6,206,891	5,738,534	92.45%		468,357
Operate & Maintain Wasteways	S/F 04	90,136	62,027	68.82%		28,109
Mendota Pool	S/F 05	141,406	185,232	130.99%		(43,826)
Operate & Maintain JPP	S/F 11	3,287,271	3,149,843	95.82%		137,427
Intertie Maintenance	S/F 12	397,958	305,606	76.79%	A	92,352
Volta Wells Pumping	S/F 13	21,633	1,649	7.62%		19,983
Operate & Maintain O'Neill	S/F 19	2,391,665	2,298,392	96.10%		93,273
Maintain Tracy Fish Facility	USBR 30	389,372	33,323	8.56%		356,049
Operate & Maintain San Luis Drain	S/F 41	117,534	64,764	55.10%		52,770
Maintain Delta Cross Channel	USBR 44	10,187	12,183	119.60%		(1,997)
WAPA	USBR 45	-	-	0.00%		-
Safety Equipment Training	50	132,088	121,772	92.19%		10,316
IT Expense	51	1,158,337	905,426	78.17%		252,912
Warehousing	52	240,629	89,331	37.12%		151,298
SCADA	53	573,721	434,738	75.78%		138,984
Tracy Field Office Expense	54	592,116	584,431	98.70%		7,685
Direct Administrative/General Expense	56	2,116,312	1,365,403	64.52%		750,909
Indirect O & M LBAO Admin.	58	3,193,978	3,102,250	97.13%		91,728
TOTAL		60,446,476	28,949,434	47.89%		31,497,042
		YTD %	91.67%			

A Does NOT include DWR Wheeling

San Luis & Delta-Mendota Water Authority

Self-Funding Portion of DMC

Budget to Actual Paid/Pending Comparison Summary

March 1, 2025 through February 28, 2026

FAC 4/6/26 & BOD 4/9/26

		FY Budget 3/1/25 - 2/28/26		Actual To Date Paid/Pending	% of Budget	Budget Amount Remaining
Operate & Maintain DMC	02	6,206,891		5,738,534	92.45%	468,357
Operate & Maintain Wasteways	04	90,136		62,027	68.82%	28,109
Mendota Pool	05	141,406		185,232	130.99%	(43,826)
Operate & Maintain JPP	11	3,287,271		3,149,843	95.82%	137,427
Intertie Maintenance	12	397,958	A	305,606	76.79%	92,352
Volta Wells Pumping	13	21,633		1,649	7.62%	19,983
Operate & Maintain O'Neill	19	2,391,665		2,298,392	96.10%	93,273
Operate & Maintain San Luis Drain	41	117,534		64,765	55.10%	52,769
Total Direct O & M		12,654,493		11,806,048	93.30%	848,444
Safety Equipment Training	50	108,499		104,321	96.15%	4,178
IT Expense	51	951,475		775,668	81.52%	175,806
Warehousing	52	197,656		76,529	38.72%	121,127
SCADA	53	471,263		372,435	79.03%	98,828
Tracy Field Office Expense	54	486,372		500,675	102.94%	(14,303)
Direct Administrative/General Expense	56	1,738,369		1,169,724	67.29%	568,645
Indirect O & M LBAO Admin.	58	2,623,579		2,657,661	101.30%	(34,082)
Total Indirect Allocated to O & M		6,577,212		5,657,013	86.01%	920,199
Total SLDMWA O&M		19,231,706		17,463,061	90.80%	1,768,645

A. Does NOT include DWR Wheeling

San Luis & Delta-Mendota Water Authority

USBR Service Agreement portion of DMC

Budget to Actual Paid/Pending Comparison Summary

March 1, 2025 through February 28, 2026

FAC 4/6/26 & BOD 4/9/26

	FY Budget 3/1/25 - 2/28/26	Actual To Date Paid/Pending	% of Budget	Budget Amount Remaining
Maintain Tracy Fish Facility 30	389,372	33,323	8.56%	356,049
Maintain Fish Release Site 32	-	-	0.00%	-
Operate & Maintain Tracy USBR 33	-	-	0.00%	-
Maintain Delta Cross Channel 44	10,187	12,183	119.60%	(1,997)
WAPA 45	-	-	0.00%	-
Total Direct USBR Facilities	399,559	45,506	11.39%	354,052
Safety Equipment Training 50	3,740	431	11.52%	3,309
IT Expense 51	32,794	3,204	9.77%	29,590
Warehousing 52	6,812	316	4.64%	6,496
SCADA 53	16,243	1,538	9.47%	14,704
Tracy Field Office Expense 54	16,763	2,068	12.34%	14,695
Direct Administrative/General Expense 56	59,915	4,831	8.06%	55,084
Indirect O & M LBAO Admin. 58	90,425	10,978	12.14%	79,448
Total Indirect Allocated USBR Facilities	226,693	23,366	10.31%	203,327
		68,872		
TOTAL USBR FACILITIES	626,251	68,872	11.00%	557,379

San Luis & Delta-Mendota Water Authority

DMC Indirect Cost Allocated to Special Projects

March 1, 2025 through February 28, 2026

FAC 4/6/26 & BOD 4/9/26

		Allocated To Date		
Safety Equipment Training	50	110		
IT Expense	51	815		
Warehousing	52	80		
SCADA	53	391		
Tracy Field Office Expense	54	526		
Direct Administrative/General Expense	56	1,229		
Indirect O & M LBAO Admin.	58	2,791		
Total Indirect Allocated to SPECIAL PROJECTS		5,942		
TOTAL INDIRECT ALLOCATED TO SPECIAL PROJECTS		5,942		

San Luis & Delta-Mendota Water Authority
DMC WITH CIP / E O & M With Indirect Allocated
Budget to Actual Paid/Pending Comparison Summary
March 1, 2025 through February 28, 2026

FAC 4/6/26 & BOD 4/9/26

		Actual Paid/Pending Expense	% Direct Labor to Total Labor	Allocated Indirect Based on Direct Labor %	Total Expense Direct & Indirect
Operate & Maintain DMC	S/F 02	5,738,534	38.39%	2,535,095	8,273,629 *
Operate & Maintain Wasteways	S/F 04	62,027	0.53%	34,727	96,754 *
Mendota Pool	S/F 05	185,232	1.57%	103,602	288,834 *
Operate & Maintain Jones Pumping Pl	S/F 11	3,149,843	24.08%	1,590,141	4,739,985 *
Intertie Maintenance	S/F 12	305,606	2.55%	168,643	474,249 *
Intertie DWR Conveyance	S/F 12	4,867,624	0.00%	-	4,867,624 *
Volta Wells Pumping	S/F 13	1,649	0.01%	882	2,531 *
Operate & Maintain O'Neill	S/F 19	2,298,392	17.99%	1,188,003	3,486,395 *
Maintain Tracy Fish Facility	USBR 30	33,323	0.25%	16,747	50,070
Operate & Maintain San Luis Drain	S/F 41	64,764	0.54%	35,920	100,684 *
Maintain Delta Cross Channel	USBR 44	12,183	0.10%	6,619	18,802
WAPA	45	-	0.00%	-	-
CIP	25	4,444,275	4.59%	303,259	4,747,533
EO&M & Scada Project	26	6,050,256	9.29%	613,770	6,664,025
SPECIAL PROJECTS	XX		0.09%	5,942	5,942
				6,603,349	33,817,057
			100.0%		
Safety Equipment Training	50	121,772			
IT Expense	51	905,426			
Warehousing	52	89,331			
Scada	53	434,738			
Tracy Field Office Expense	54	584,431			
Direct Administrative/General Expense	56	1,365,402			(11,411,559) less CIP&EO&M
Indirect O & M LBAO Admin.	58	3,102,249			(68,872) less USBR Facilities
Total Indirect to be Allocated			6,603,349		(5,942) less Special Projects
TOTAL		33,817,057			22,330,684 *SLDMWA O&M Costs
		includes intertie DWR conveyance			

San Luis & Delta-Mendota Water Authority
CIP / EO&M / PAT Grants
Budget to Actual Paid/Pending Comparison Summary
March 1, 2025 through February 28, 2026

FAC 4/6/26 & BOD 4/9/26

			FY Budget 3/1/25 - 2/28/26	Actual To Date Paid/Pending	% of Budget	Notes	Budget Amount Remaining
CIP-Unit Rewind	25	F4	-	6,450	0.00%		(6,450)
CIP OPP Rotor & Stator Rewind Design (All Units)	25	F5	593,781	-	0.00%		593,781
CIP JPP Exc System & Control Modernization Ph 3	25	F9	5,799,287	1,773,555	30.58%		4,025,732
CIP-DMC Subsidence Correction Project	25	I3	11,686,645	1,469,407	12.57%		10,217,238
CIP-Pump Bowl Replacement	25	J2	8,281,850	1,188,363	14.35%		7,093,487
CIP-OPP Upgrades	25	J3	-	6,500	0.00%		(6,500)
CIP Floating Solar Project - 5 Year Pilot Study	25	P3	4,477,179	-	0.00%		4,477,179
Replacement Computer/Network Comm. Equip	D0		436,027	91,223	20.92%		344,803
Replacement Vehicles	D1		550,950	416,389	75.58%		134,562
Purchase New Heavy Equipment	D2		78,209	51,763	66.18%		26,447
All Facility Infrastructure Replacement	D3		249,293	93,088	37.34%		156,205
SCADA Replacement & Modernization Program	D4		272,625	71,534	26.24%		201,091
DMC O&M Road Maintenance Program	E6		582,159	422,426	72.56%		159,733
Main Transformer Rehabilitation	G3		1,800,000	1,168,216	64.90%		631,784
DMC Subsidence Correction Project	I3	26		538,016	0.00%		(538,016)
Unit Rewind	F4	26		283,558	0.00%		(283,558)
DMC Turnout Flowmeter Upgrade-Phase 2	I6			15	0.00%		(15)
JPP Purchase Wear Rings for Pumps	J1			168,271	0.00%		(168,271)
OPP Pump Bowl Replacement	J2	26		9,129	0.00%		(9,129)
JPP Concrete Slab by Trashrake Dumpster	K1		-	558,500	0.00%		(558,500)
ONP Cooling Water System Rehabilitation Design	L0			135,865	0.00%		(135,865)
Electric Vehicle Charging Station	L1			46,556	0.00%		(46,556)
ONP Sand Filter System Rehabilitation Design	L2			13,068	0.00%		(13,068)
DMC Underdrain Sediment Removal	L5			2,850	0.00%		(2,850)
EO&M Program Management Services	L6		811,170	278,021	34.27%		533,149
Warehouse Building Design & Construction	M0		779,523	4,145	0.53%		775,378
Rehab Coating on Pump Casing	M1			49,293	0.00%		(49,293)
Unit Valve Replacement	M10			3,668	0.00%		(3,668)
O&M Road Repair (Full Depth Rehab)	M11			228,581	0.00%		(228,581)
Sand Filter (JPP) System Rehab	M3			3,290	0.00%		(3,290)
Machine Shop Crane Rehab	M5			152	0.00%		(152)
Motor Protect Relay Replace	M6			18,801	0.00%		(18,801)
Siphon Breaker Comm Upgrades	M7			29,144	0.00%		(29,144)
Trashrake Controls Modern	M8			26,715	0.00%		(26,715)
DCI U1 & U2 Restoration and Plant Electrical Upgrade	Q1		1,127,479	1,049,631	93.10%		77,848
OPP U5 Unplanned Shaft and Pump Repairs	Q2			138,882	0.00%		(138,882)
JPP U5 Leak Investigation & Repair	Q4		1,859,066	149,467	8.04%		1,709,599
Total Direct CIP/EO&M/PAT			39,385,243	10,494,531	26.65%		28,890,712
Safety Equipment Training	50		19,849	16,911	85.20%		2,939
IT Expense	51		174,069	125,739	72.24%		48,329
Warehousing	52		36,160	12,406	34.31%		23,755
SCADA	53		86,216	60,374	70.03%		25,842
Tracy Field Office Expense	54		88,980	81,162	91.21%		7,818
Direct Administrative/General Expense	56		318,028	189,618	59.62%		128,410
Indirect O & M LBAO Admin.	58		479,974	430,818	89.76%		49,155
Total Indirect Allocated to CIP/EO&M/PAT			1,203,276	917,028	76.21%		286,248
Total CIP / EO&M / PAT			40,588,519	11,411,559	28.12%		29,176,960

Subject to Rounding

**San Luis & Delta-Mendota Water Authority
Contract/Procurement Activity Report
From March 1, 2026 to March 31, 2026**

Date Executed	Contract Title	Vendor or Service Provider	Contract Amount	Contract Solicitation Type	Contract Type	Funding Source	Notes
3/16/2026	F26-JPP-021 JPP Siphon House Cable Replacement	Hot Line Construction, Inc.	\$125,836.00	Informal Request for Bid	Construction	EO&M Fund 26 D4-10	Contract executed following informal bidding process.
3/2/2026	PO11436 CMMS Licenses and Support	Shepherd OU	\$61,800.00	Annual Purchase Order	MSE / Professional Services	O&M Fund 01	CMMS Licenses and Support Services - Shepherd Application

CONTRACT CHANGE ORDER NOTIFICATIONS:

Date Executed	Contract Title	Vendor or Service Provider	Change Order Amount	Original Contract Amount	% Change	Justification
---------------	----------------	----------------------------	---------------------	--------------------------	----------	---------------

NOTE: NO CONTRACT CHANGE ORDERS WERE ISSUED DURING THIS REPORT PERIOD

This Procurement Activity Report is intended to satisfy the requirements in the San Luis & Delta-Mendota Water Authority's Consolidated Procurement Policy that the Board be notified of all contracts awarded under informal and formal bidding procedures and single-source procedures, as well as certain change orders, promptly following award.